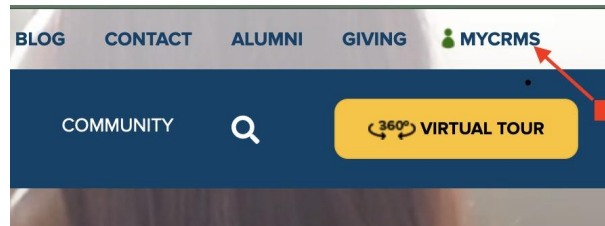


Renweb/Facts Login Instructions

You can find all the CRMS Parent Portals at:
<https://www.crms.org/mycrms-2/>

Alternatively, you can go directly to the Renweb\Facts login page via:
<https://cr-co.client.renweb.com/pwr/>



- Once you are on the MyCRMS page, scroll down to the Parent & Guardian Portals.
- Expand the Renweb section
- Click on the Renweb Login link.

PARENT & GUARDIAN PORTALS

Canvas Login - Academic courses, Assignments & Grades

Magnus - Healthcare Management System

SchoolAdmin - Reenrollment and Financial Aid

RenWeb - Schedules, Report Cards, Attendance

[RENWEB LOGIN](#)

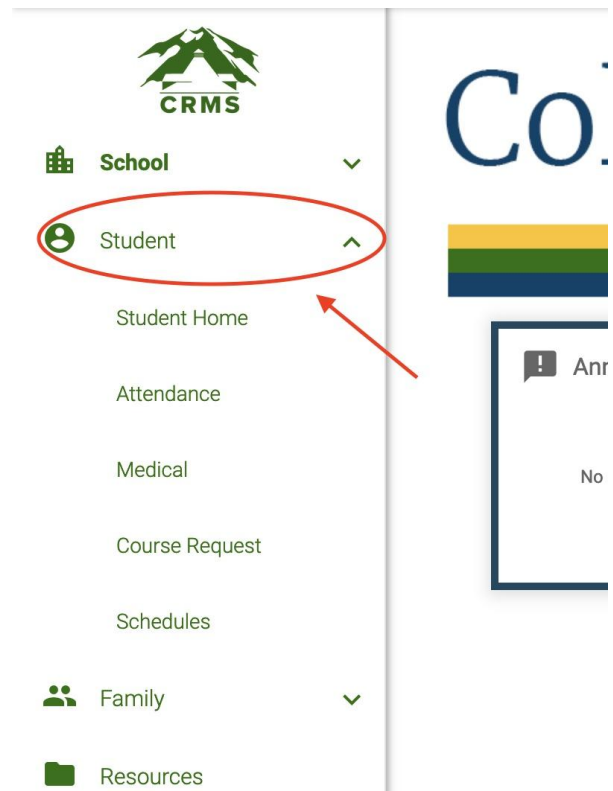
RenWeb is where you will find schedules, report cards, and attendance.

The District Code should be populated automatically but if needed use: CR-CO

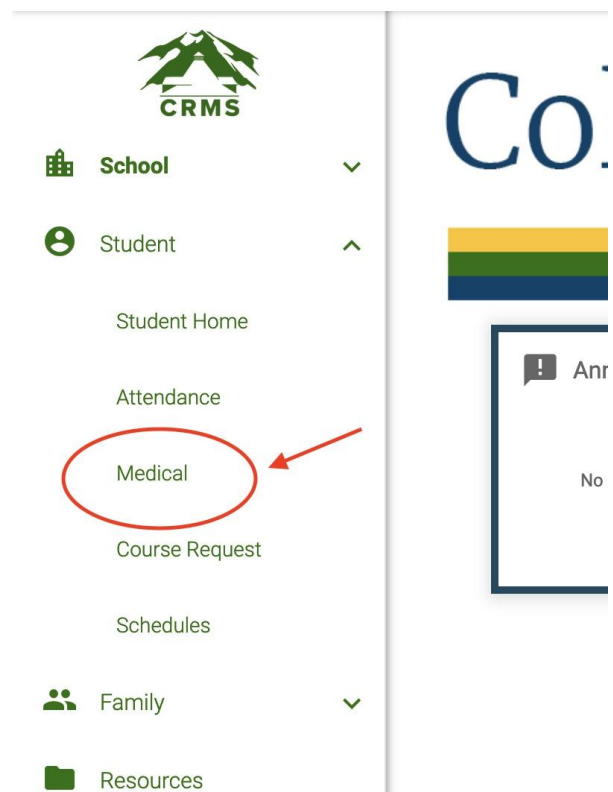
- Enter your email address we have on record
- Enter the password we have provided for you
- Make sure Parent is active
- Click Login

Once logged in you will have navigation choices on the left side.

- Expand the Student section

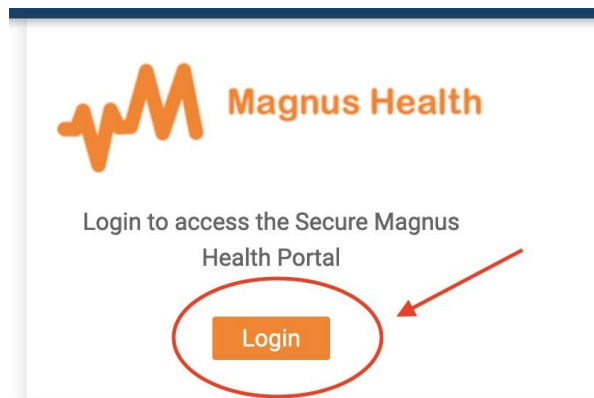


- Then choose Medical



On the page that opens you will see a large Magnus Health box in the top middle of the window.

- Click Login



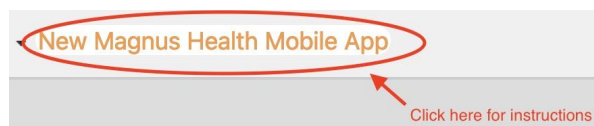
You are now in the Magnus Health site. On your first visit you will be asked to verify your information before proceeding.

- Enter the phone number we have on record.
- Enter your email address we have on record (same as User ID)
- Read and check the Terms and Conditions & Privacy Policy box
- Click Next

We recommend watching the tutorial video before proceeding.



You also have the option to install the Magnus App on any mobile device you may want to use. The mobile app uses a separate set of login credentials. Click the New Magnus Mobile App for complete instruction on how to set those credentials. You will always be able to login via Renweb as the new credentials are separate.



Magnus Health Mobile App Account

Quickly Access Key Health Data as a Parent or Student

- Complete daily COVID assessments (mobile only).
- Stay up to date on required forms with to-do lists and reminders.
- Easily toggle between accounts when you have multiple students and/or multiple school accounts.
- Access emergency contact information and medical records throughout the school year.

Setup Instructions:

1. Hover over your name in the top left hand corner of your Magnus account (you'll need to close this window).
2. **Click "Change Credentials".**
3. **Create a Username & Password** that you only will know and remember.
4. On your mobile device, **download the new mobile app named "Magnus Health"** from the Apple Store or the Google Play store.
5. **Log into the new Magnus Health mobile app** from your phone using your newly created username & password.

Magnus Health Mobile

